


727
FECHADURA S/ CILINDRO
min. 60 un.



240
FECHO
min. 50 un.



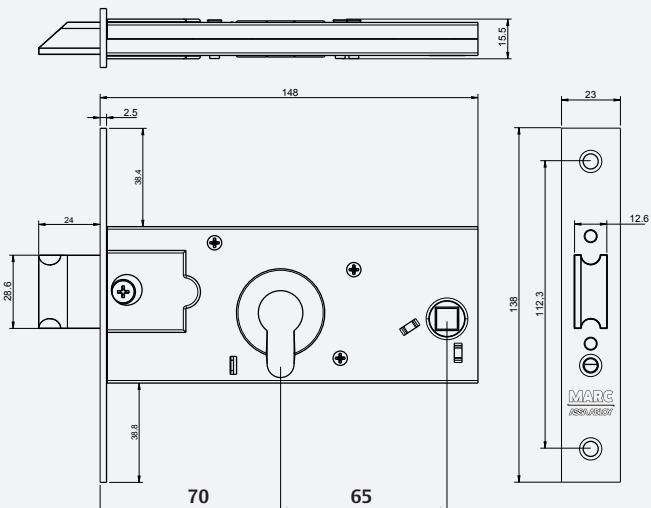
240
CHAVE
min. 100 un.



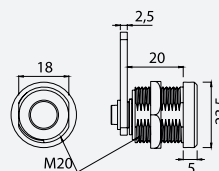
280
FECHO
min. 50 un.

NORMA - STANDARD
NORMA - NORME
EN 12209

727



240



280

